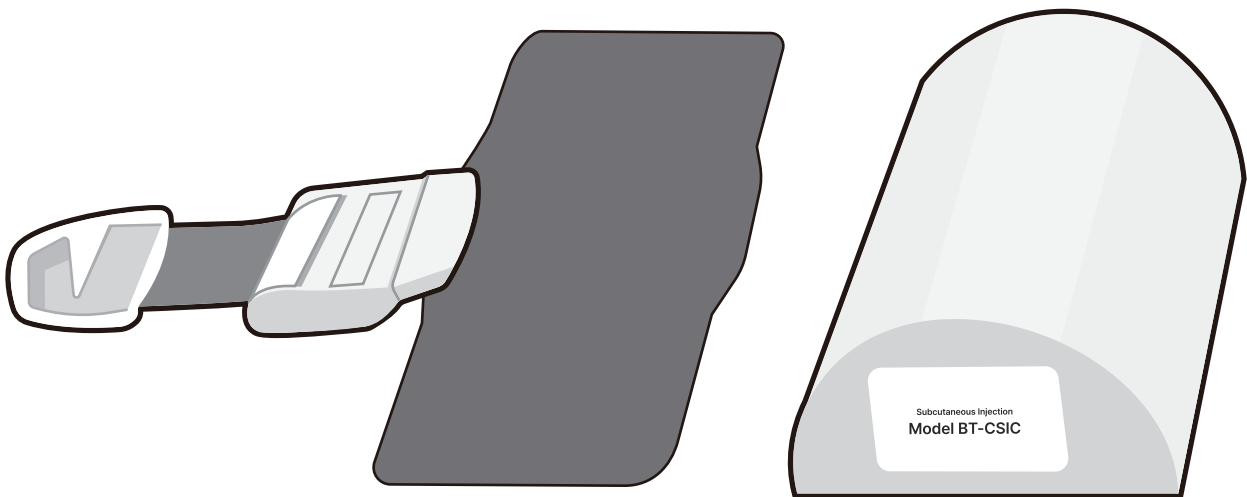


BT-CSIC

# Subcutaneous Injection Model

## USER GUIDE



User Guide



English

## **Product Information**

Product Name	Subcutaneous Injection Model
Model Name	BT-CSIC
Manufacturer	BT Inc.
Country of Origin	Republic of Korea

## **Product Specification**

Dimensions	105 X 150 X 55mm
Weight	0.5kg

## **Customer Service**

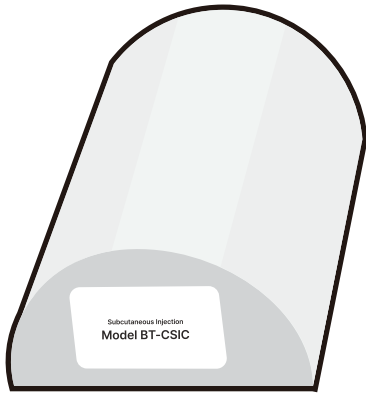
Website	<a href="http://www.btinc.co.kr">www.btinc.co.kr</a>
Address	A-313, Samsung Techno-valley, 140, Tongil-ro, Deogyang-Gu, Goyang-Si, Gyeonggi-do, 10594, Republic of Korea
Telephone	+82-2-2038-2903
E-mail	<a href="mailto:bt@btinc.co.kr">bt@btinc.co.kr</a>

# **| Cautions**

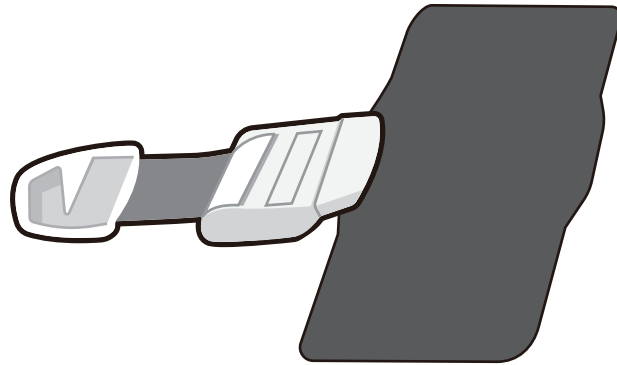
Please read it carefully to ensure correct usage and user's safety through understanding of the product.

- ① Do not use the product for other purposes described in this manual.
- ② If you disassemble or modify the product without any permission by BT Inc, you cannot get the warranty. Also, making imitated or altered products for commercial purposes are prohibited by law.
- ③ Please avoid extremely hot or cold place and do not store it in a humid place for a long time since it may cause a deformation or a damage to the product.
- ④ Never clean the product with chemical substances such as solvent, benzene or thinner, as these may cause ignition or cause the surface deterioration.
- ⑤ BT Inc. can change or adjust the product specification without any notice in order to improve the product.

# Components



Subcutaneous injection model



Mounted arm band

## Consumables

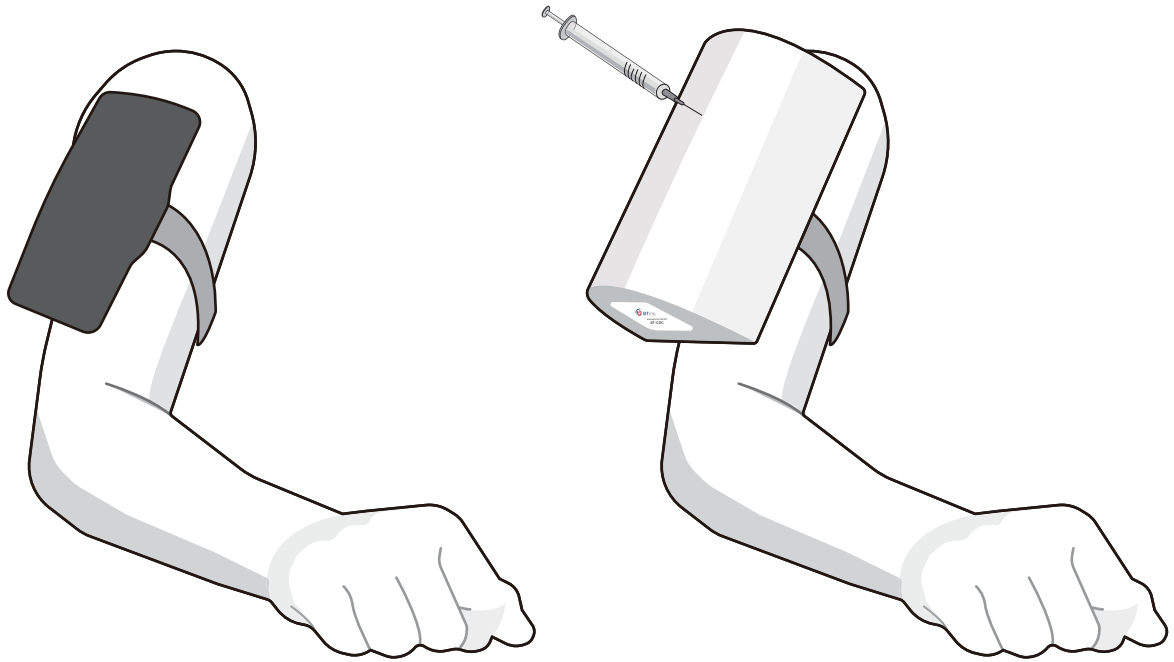
- Subcutaneous injection model
- Mounted arm band

## Recommended Clinical Supply Sizes

Needle	1cc, 26G~27G
--------	--------------

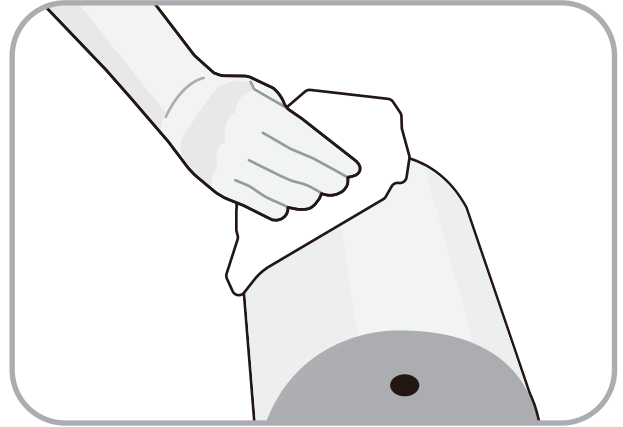
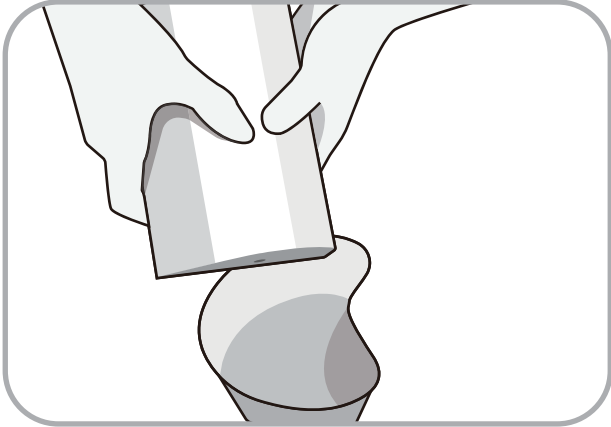
- The following clinical supply sizes are recommended for use with our Subcutaneous injection model.
- Other sizes may cause damage to the products.
- Lifetime of the consumables may differ depending on the skill level of the users.

## Functions



- Easy installation and handling.
- Wear the arm band to the upper arm.
- Attach the subcutaneous injection model to the arm band.
- Practice with a hypodermic syringe.
- Use clean water only. It might cause life-shortening to use injection solution beside water.

## ■ Cleaning and Storage



- When the fluid is injected to the model during the practice, please gently press the model to drain the injected fluid.
- Please wipe the product with ethanol cotton or fabric.
- Please putting the Baby powder all around the product and wipe the product again with your hands of soft cloths.

BT-CSIC

# Subcutaneous Injection Model

A-313, Samsung Techno-valley, 140, Tongil-ro  
Deogyang-gu, Goyang-si, Gyeonggi-do, 10594, Republic of Korea

Homepage: [www.btinc.co.kr](http://www.btinc.co.kr) / E-mail: [bt@btinc.co.kr](mailto:bt@btinc.co.kr)  
Tel: +82-2-2038-2903, +82-51-903-1144 / Fax: +82 303-3130-0607

Copyright(c) BT Inc. All rights reserved.