

# USER'S GUIDE

Airway Management Training Model

(BT-CSIE-T)



# 1. Cautions

- This manual describes how to use BT-CSIE-T properly.
- BT-CSIE-T is to educate the skill of Airway Training. BT-CSIE-T is similar to real human's body so that user can take more realistic practice.
- Please read it carefully to avoid damaging the product and injuring yourself. Pay attention to the following warnings.

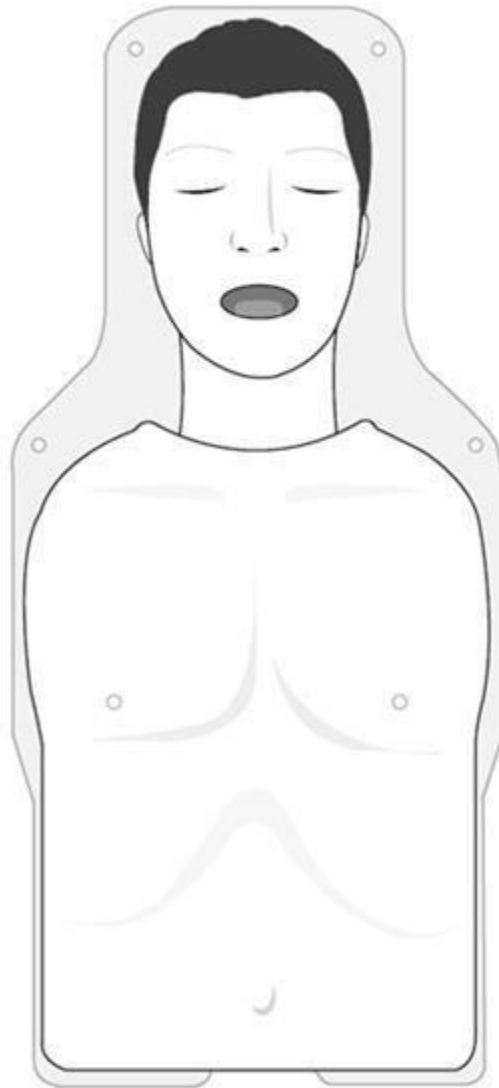
- ① Use only components provided or approved by BT Inc.
- ② Do not use the product for other purposes described in the manual.
- ③ If you disassemble or modify the product without any permission by BT Inc., you cannot get the warranty. Also, making imitated or altered products for commercial purposes are prohibited by law.
- ④ Keep the product away from water and moisture. If the product gets wet, do not turn it on.
- ⑤ Do not use the product with temperature below 0°C or above 40°C.  
  
(Operation temperature : 0°C ~ 40°C, Storage temperature : -10°C ~ 50°C).
- ⑥ Do not keep the product near hot places such as heating area. Deterioration of product or internal damage may occur.
- ⑦ Never clean the product with chemicals such as solvent, benzene or thinner as these may cause ignition or the surface deterioration.
- ⑧ BT Inc. can change or adjust the product specification without any notice in order to improve the product.

- CUSTOMER SERVICE Mail : [btinc@btinc.co.kr](mailto:btinc@btinc.co.kr)

## 2. Table of Contents

|                               |   |
|-------------------------------|---|
| 1. Cautions                   | 1 |
| 2. Contents                   | 2 |
| 3. Components                 | 3 |
| 4. Basic Functions of Manikin | 4 |

### 3. Components



**Adult Torso Manikin**

※ Etc. – Storage case, User Manual, Lubricant

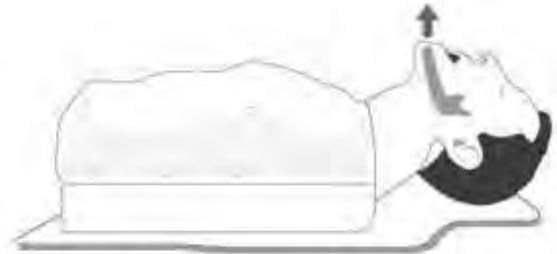
#### ◆ Weight & Size

- Torso Manikin : 8.5 kg (700×300×240 mm)
- Storage case : 6 kg (750×370×270 mm)
- Total Weight : 14.5kg

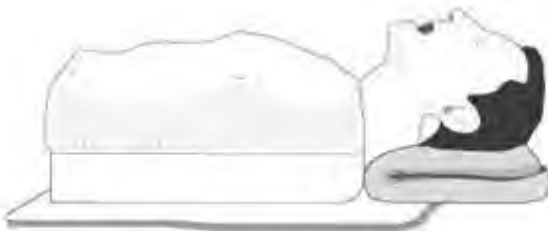
## 4. Basic Functions of Manikin



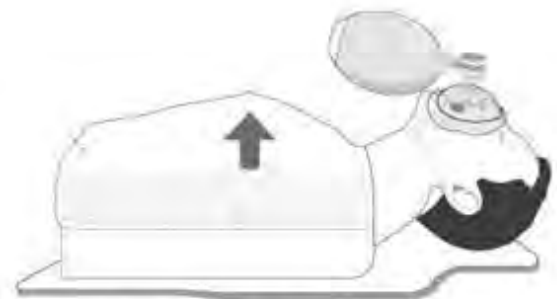
1. Head tilt



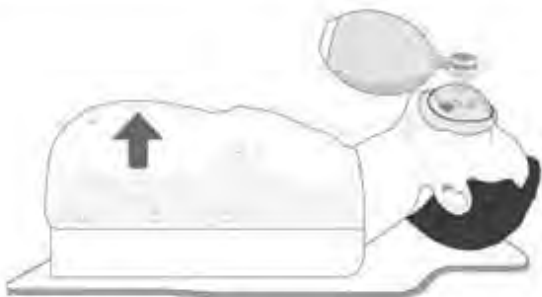
2. Jaw thrust maneuver



3. Sniffing position



4. Ventilation with the bag valve mask



5. Gastric inflation

- The Gastric inflation may happens by too strong , too much , too frequent ventilation or esophageal intubation.



6. Deflation by hand

- If the gastric inflation happens, press the abdomen softly to discharge the air.